

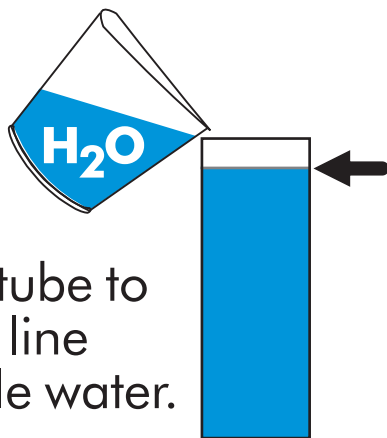


For assistance, contact our help desk or find answers online at:

[www.labtechttests.com](http://www.labtechttests.com)

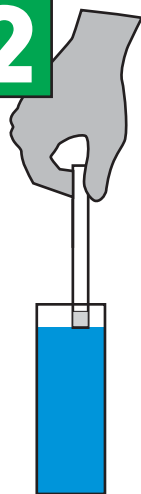
## Copper Test

1



Fill plastic tube to the etched line with sample water.

2

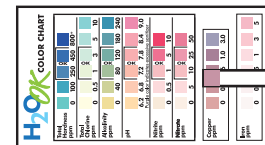


Immerse Copper strip.

Swirl 10 times.

Remove with pads face up. Do not shake off excess water.

3



Wait 15 seconds and compare to color chart. Discard strip after 30 seconds. Discard sample.

WARNING! This set contains chemicals that may be harmful if misused. Read cautions on individual containers carefully. Not to be used by children except under adult supervision.

The logo features the word 'LABTECH' in a bold, black, sans-serif font. To the left of the text is a stylized orange outline of a laboratory flask. Below the text, it says 'Backed by over 80 years experience'.

LABTECH®  
Backed by over  
80 years experience

LabTech® W6585 Highway O • Millston, Wisconsin 54643 [www.labtechttests.com](http://www.labtechttests.com)